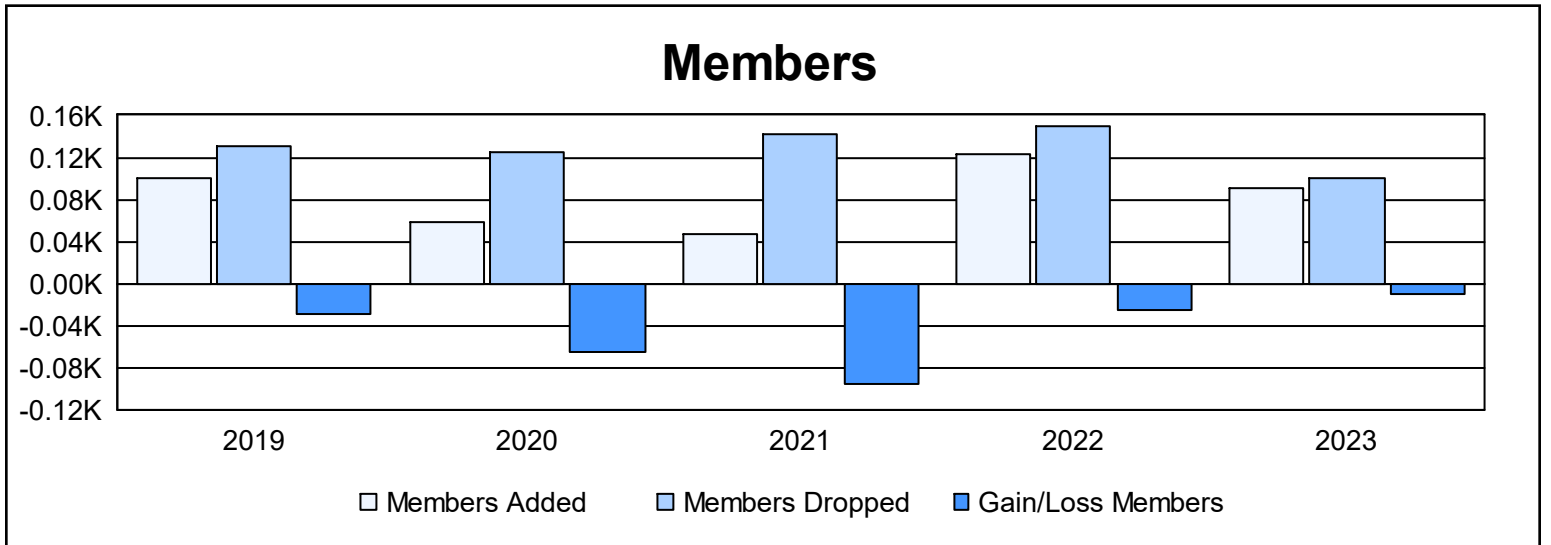
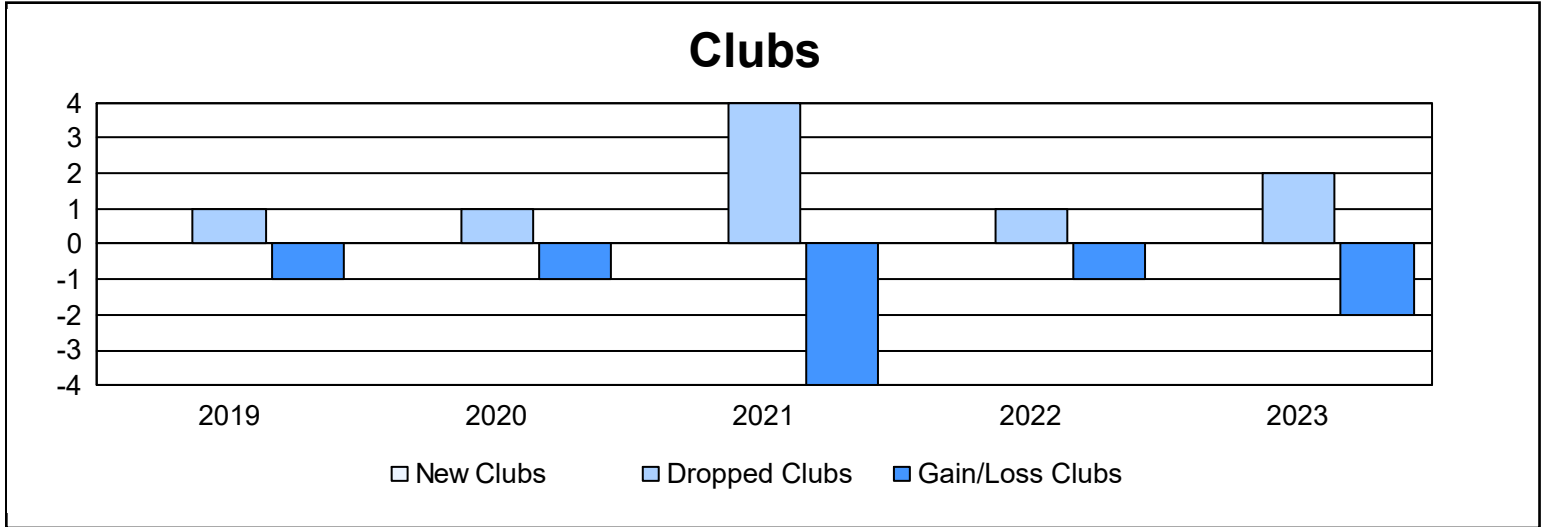
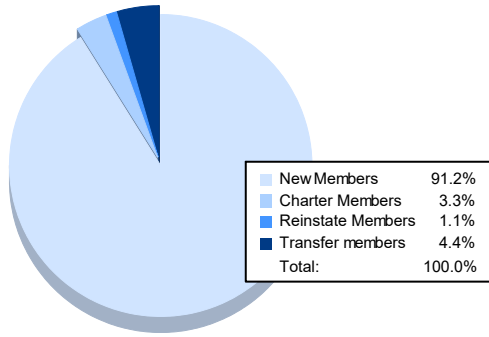


| Year | New Clubs | Dropped Clubs | Gain/ Loss Clubs | New Members | Charter Members | Reinstate Members | Transfer Members | Total Member Added | Total Members Dropped | Gain/ Loss Members |
|----------------|-----------|---------------|------------------|-------------|-----------------|-------------------|------------------|--------------------|-----------------------|--------------------|
| 2018-2019 | 0 | 1 | -1 | 96 | 0 | 2 | 3 | 101 | 131 | -30 |
| 2019-2020 | 0 | 1 | -1 | 53 | 0 | 5 | 1 | 59 | 124 | -65 |
| 2020-2021 | 0 | 4 | -4 | 36 | 3 | 4 | 3 | 46 | 141 | -95 |
| 2021-2022 | 0 | 1 | -1 | 118 | 0 | 1 | 4 | 123 | 149 | -26 |
| 2022-2023 | 0 | 2 | -2 | 83 | 3 | 1 | 4 | 91 | 101 | -10 |
| Average | 0 | 2 | -2 | 77 | 1 | 3 | 3 | 84 | 129 | -45 |



Membership Composition June 2023 Cumulative



Gender Composition June 2023 Cumulative

